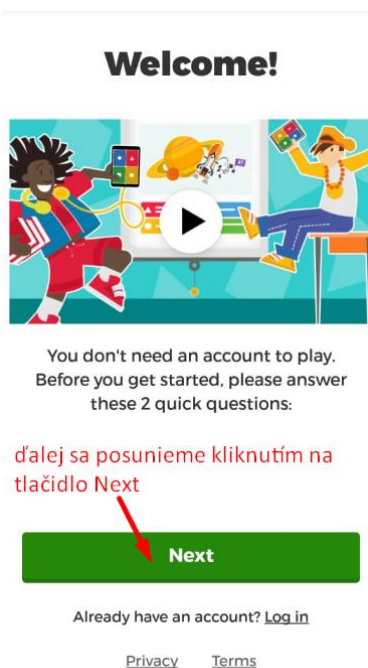


KAHOOT:

1. Najprv cez obchod google play nainštalujeme Kahoot aplikáciu




2. Keď aplikáciu máme, spustíme ju a prejdeme pár prvotnými otázkami. Úvodná obrazovka nás informuje o tom, že kvízy môžeme hrať aj bez registrovania sa.



3. Ďalej sa nás pýtajú, ako chceme kahoot používať. Klikneme na „Ako študent“. Pri druhej otázke vyplníme vek.

Question 1 of 2
How do you want to use Kahoot!?:



Question 2 of 2
How old are you?

Age

OK


As a teacher As a student For work Socially

1 2 3 4 5 6 7 8 9 0

Ok

Detailed description: This image shows two sequential questions from the Kahoot! app. The first question asks 'How do you want to use Kahoot!?' and offers four options: 'As a teacher' (red), 'As a student' (blue), 'For work' (yellow), and 'Socially' (green). A red arrow points to the 'As a student' button. The second question asks 'How old are you?' and features a text input field containing 'Age', a blue 'OK' button with a red arrow pointing to it, and a numeric keypad below with buttons for digits 1-9, 0, a backspace key, and an 'Ok' key.

4. Teraz už sme dostali do hlavnej stránky Kahootu. Klikneme na tlačidlo „Enter PIN“ a zadáme PIN kvízu, ktorý chceme hrať (ten, ktorý zdieľame na stránke)



tu zadáme pin

Kahoot!

Game PIN

Enter

You've been challenged!

Challenger **alzbetz**

Open for 7 days 11 hours 8 minutes

Všetky možné rekordy

Next

Open for: 7 days 11 hours 7 minutes

Kahoot!

Všetky možné rekordy

0 players 21 questions

tu vyplníme meno/prezývku

Nickname

Cancel Submit

Open for: 7 days 11 hours 7 minutes

Kahoot!

Všetky možné rekordy

0 players 21 questions

alzbetka

Cancel Submit

Open for: 7 days 11 hours 7 minutes

Kahoot!

Všetky možné rekordy

1 player 21 questions

alzbetka

a hráme!

Play later OK, go!

Detailed description: This block contains six screenshots from the Kahoot! app. 1. Home screen: 'Got a game PIN already? Enter it here to join that kahoot!' with a red arrow pointing to the 'Enter PIN' button in the bottom navigation bar. 2. PIN entry screen: 'tu zadáme pin' (red text) above a 'Game PIN' input field and an 'Enter' button. 3. Challenge screen: 'You've been challenged!' by 'alzbetz' with a 'Next' button. 4. Nickname entry screen: 'tu vyplníme meno/prezývku' (red text) above a 'Nickname' input field and 'Submit' button. 5. Confirmation screen: 'alzbetka' in the nickname field and 'Submit' button. 6. Game start screen: 'a hráme!' (red text) above the 'OK, go!' button.